



**Trumpeter 1/32 scale SBD-2**  
by *Mark Krumrey*

**TRUMPETER 1/32<sup>ND</sup> SBD-1/2  
DAUNTLESS BATTLE OF  
MIDWAY**  
by *Mark Krumrey*

I started this Model on 4 June, 2022, the 80th anniversary of the battle of Midway. The Trumpeter kit offers two sets of markings, one for a pre-war SBD-1 of VMB-2 (Marine Bombing 2) and SBD-2 of VMSB-241. (Marine Scout Bombing 241).

The model represents an SBD-2 as flown by Major Lofton Henderson on 4 June 1942 based on Midway Island. He was killed during his diving run on Hiryu and listed as MIA until 1943.

I stepped out of my comfort zone on this one with washes, weathering, oil staining, chipping, masks and shading. Lessons learned will be applied on the next USN Carrier Aircraft Project. I enjoyed the build, and typically, I like the airplane; what's not to

like about a Dauntless. It has nice lines, was a great airplane at the right time. The evolution of the Dauntless is a neat bit of history as well as it almost didn't exist. I like the national marking masks; they are a bit fiddly but yield nice results and in the end gives the modeler a nice looking national insignia.

The engine is bone stock save for brass wire used for the spark plug leads. I painted the cylinders Alclad Aluminum and

*(Continued on page 3)*

### TCAH Officers

**President**, Mark Copeland

**Vice-President**, Steve Hustad

**Secretary**, Bob Maderich

**Treasurer**, Dennis Strand

**Historian**, Merrill Anderson

### Newsletter Info

*Article Submission Deadline: 22nd of each month*

*Editor*

**Bob Arko**

**6417 Rice Court**

**Lino Lakes, MN 55014**

**651-481-8887**

**boba@arkokraft.com**

Send Change of Address Notice to:  
Dennis Strand

### TCAH This Month

The monthly meeting will be held Saturday October 8, at Fleming Field, South St. Paul, beginning at 1:00 pm. Come early.

### CLUB AUCTION!



### President's Address

*by Mark Copeland*

It is with a heavy heart that I begin this address by announcing the loss of one of the members of the **Twin City Aero Historians**. Just a few days after **NordicCon 2022**, I received the news from Randy Worringer that our member, Dave DeBace suddenly and unexpectedly passed away.

Dave worked in the airline industry as a Mechanic and a Maintenance Controller at **North Central, Republic, Northwest and Delta Airlines**. Randy Worringer stated, "No one had a better working knowledge of the Douglas DC-3, Convair 580 and the McDonnell/Douglas DC-9." Dave was very dedicated to his family. Our sympathies go out to Dave's wife, Betty and their adult children. We will have a card available for all to sign at the October meeting.

**NordicCon 2022** is in the books!! What a fantastic event!! With just under 400 model entries, the show was spectacular and was enjoyed by all who attended. Excellent vendors and some amazing raffle prizes kept modelers busy throughout the day.

Thank you to Bob Maderich and Erik Zabel and their excellent and dedicated team for organizing a fantastic event. The work that is involved with putting on a show like this is a heavy lift. Thank you to all the volunteers for all your hard work and dedication. I can hardly wait until next year!!!

If anyone is interested in running for one of the club officer positions, our annual club elections will be held in November. Our current slate of

officers has volunteered to serve for another year. However, we will hold a formal election to abide to our club by-laws at the November meeting. If you are interested in running for President, Vice President, Secretary or Treasurer, please let Secretary, Bob Maderich know your intentions.

Our October meeting will be our annual **club auction**. This is not only a popular event, but also our major fund raiser to replenish our coffers. Help out the club and bring some kits, books, decals, photo-etch parts, artwork, etc. to put in for the auction. It really helps the club and it is always a lot of fun!!

Lastly, our annual club dues are up for renewal. We try and keep the dues and the auction event separate so nor to burden our Treasurer, Dennis Strand. Annual dues are \$15.00. You can either wait until the November meeting to pay your dues or drop a check in the mail to make it easy. Our Treasurer's address is as follows:

Dennis Strand  
833 Manomin Avenue  
St. Paul, Minnesota 55107

Stay well friends and thank you for being a member of this great club!!





## Treasurer's Report

by Dennis Strand

We have 5 new or renewed members for 2023. Of course I want everyone to renew their TCAH membership ASAP, however, I am going to ask that all club members hold back during the October meeting. This is scheduled to be our annual auction and it usually accounts for about 50% of our yearly income. Officers and volunteers will be busy keeping track of models, bids and payments during the event and signing up for renewing your membership may make the process more difficult.

Remember that you can send a check to: Dennis Strand, 833 Manomin Ave., St. Paul, MN 55107 and I will mail you back a 2023 TCAH membership card.

The club account currently holds \$4155.72. Hopefully this amount will increase significantly by the time the October Treasury Report is published 



turned out the best, but there isn't a lot of area to paint either. For the chipping I used a brush and good old Testors Silver enamel. It's nice because I had a Q-tip handy that had been dipped in terpenoid to correct any areas or remove the paint from areas I didn't like. The interior is Interior Green and the instrument panel and boxes are Tamiya Nato Black.


The rubber tires are the kits. I went over them with a 600-grit sanding stick laden with a lot of sanding dust and weathered the tires accordingly. Overall, I like the way it turned out. For my first foray into weathering and shading, I am fairly pleased with the way it all turned out and will certainly employ and expand

*(Continued on page 6)*

*(Continued from page 1)*

then highlighted with Tamiya Black Panel Line Paint.

Paints on the aircraft are Mr. Hobby Intermediate blue using Mr. Hobby leveling thinner and a mix of Tamiya grey and white for the underside Light Grey. After the initial coat of intermediate blue was painted, I tried to "evenly" paint white in between the panels, but I couldn't seem to keep a steady finger pressure on the airbrush trigger, coupled with a very humid summer to date, I encountered a lot of water spritzing, so I gave up and went over it with a mist of Intermediate blue to tone it down. The cowling












*(Continued from page 3)*

these techniques on my next model.

The kit decals are nice and thin and the ones I used went on nicely and responded well to Solvaset and settled into the rivet pattern nicely.

Overall, I would highly recommend this kit. The fit was excellent, hardly any flash, clear parts are clear and crisply molded. The instructions are in a logical sequential order and easy to follow. I didn't do any measurements to see how the kit compared to the actual aircraft, but it sure looks like an

*(Continued on page 7)*



## On The Table—September 2022

Modeler	Kit	Manufacturer	Scale
Harold Parsons	Convair B-58 Hustler	Monogram	1/48
	Renault RE 30B	Tamiya	1/20
Steve Shaffer	F4-J VX-4	Zoukci-Mura	1/48
	Gundam RX-78-2	Bandai	1/60
Bob Maderich	Porsche 911 GT-2	Tamiya	1/24
Noel Allard	2 Navy Trainers	Scratch(but of course)	1/72
Steve Hustad	"Blown up and Souvenired" Dio	Hasegawa, Prieser	1/72
Josh Barney	U.S.S. America	?	?
	Ford Tri-Motor	Revell	1/76
	Boeing B-17e	Revell	1/72
	T-55 tank	Revell	1/48
Dave Perzel	F-104A	Kinetic	1/48
Ed Vigilante	C-141A "Starlifter"	DML	1/200
	C-141B "Star Lizard"	DML	1/200
Steve Rewey	F-14A "TARPS"	Tamiya	1/48

*(Continued from page 6)*

SBD to me. I know there are aftermarket goodies for this kit, but I didn't use any of them: I used the kits PE Brass where it called for in the instructions, seat belts, gun sight, etc. I did add some wiring to the side control boxes, but with the canopy where it is, they are almost invisible. The only flaw is the fit of the canopies if you want them all in the open position. I would give it a 4 out of a 5 star rating for that reason only.

As a caveat, I was "severely" chastised for having the dive

*(Continued on page 8)*





## Directions to the Club Meeting Location

**Where: South St. Paul Municipal Airport, a.k.a. Fleming Field,** located on the southern extremity of South St. Paul, south of 1-494, west of Concord Street and East of Highway 52.

**If coming from the western Twin Cities going east on 494:**


- Exit at the 7th and 5th Avenue exit (Exit No.65)
- Turn right (South) on 7th Ave and go approximately .6 miles to a 4-way Stop sign. This is South Street W. To your left there will be a McDonald's; to your right front there will be a Walgreen's.
- Turn left (East) at the 4-way Stop onto
- South Street W and go approximately .6 miles. Along the way you will encounter three more Stop signs—the third Stop sign (Henry Avenue) will be a "T" intersection. At the "T" intersection on your left will be homes and on your right softball fields.
- Turn right (south) onto Henry Ave. and go approximately .2

- miles toward the Fleming Field airport terminal building.

**If coming from east Twin Cities on westbound 494:**

- Exit at the 7th and 5th Avenue exit (Exit No.65)
- Turn left (South) on 7th Ave and go approximately .6 miles to a 4-way Stop sign. This is South Street W. To your left front there will be a small strip mall; to your right there will be an Amoco station.
- Turn left (East) at the 4-way Stop onto
- South Street W and go approximately .4 miles. Along the way you will encounter two more Stop signs—the third Stop sign (Henry Avenue) will be a "T" intersection. At the "T" intersection on your left will be homes and on your right softball fields.
- Turn right (south) onto Henry Ave. and go approximately .2 miles toward the Fleming Field airport terminal building

The terminal is on the right with parking available.



The Aero Historian is published monthly by the Twin City Aero Historians, Inc., a joint chapter of the American Aviation Historical Society and International Plastic Modelers Society/USA, for members and readers as part of their annual dues or fees.

The group is open to aviation enthusiasts from teenagers on up who are interested in aviation modeling, photography, collecting, art and writing.

The Twin Cities Aero Historians (TCAH) meet the second Saturday of every month at 1:00pm.

See above for the new meeting locations and directions.

Mail Newsletter material to the editor and address changes to the treasurer.

*(Continued from page 7)*

flaps in the open position, a modeler advised me that the upper dive flaps are in the lowered position when the aircraft is landed and only opened in the dive. I adjusted

accordingly.

I gotta tell ya, I'm really enjoying these 1/32nd warbirds.

