

The Aero Historian



Volume 57 Number 3

Website: <http://www.aerohistorians.org>

March 2024



Kinetic Grumman S2F Tracker 1/48 Scale by Mark Krumrey

Grumman S2F Tracker by Mark Krumrey

The Aircraft: The Tracker was intended as a replacement for the Grumman AF Guardian,^[1] which was the first purpose-built aircraft system for anti-submarine warfare. The Guardian operated in two aircraft "hunter-killer" pairs, with one aircraft (the AF2-W) carrying the detection gear to find the submarine and to direct the second aircraft, the AF2-S, which carried weapons to attack and destroy the submarine.^[2] The

Tracker combined both functions in one aircraft, saving deck space aboard carriers and making for more efficient operations.^[1] Grumman's design (model G-89) was for a large high-wing monoplane with twin Wright Cyclone R-1820 nine cylinder radial engines, a yoke type arrestor hook and a crew of four. Both the two XS2F-1 prototypes and 15 S2F-1 production aircraft were ordered at the same time, on 30 June 1950. The first flight was conducted on 4 December 1952, and production aircraft entered

service with VS-26, in February 1954.

Grumman produced 1,185 Trackers and another 99 aircraft carrying the CS2F designation were manufactured in Canada under license by de Havilland Canada. U.S.-built versions of the Tracker were sold to various nations, including Australia, Japan, Turkey and Taiwan. [1]

The Kit(s): The first Tracker model produced was by Comet in 1954, to a scale of 1/54! What

(Continued on page 3)

TCAH Officers

President, Mark Copeland

Vice-President, Steve Hustad

Secretary, Bob Maderich

Treasurer, Dennis Strand

Historian, Merrill Anderson

Newsletter Info

Article Submission Deadline: 22nd of each month

Editor

Bob Arko

6417 Rice Court

Lino Lakes, MN 55014

651-481-8887

boba@arkokraft.com

Send Change of Address Notice to:
Dennis Strand

TCAH This Month

February Theme- Commonwealth

The monthly meeting will be held Saturday March 9, at Fleming Field, South St. Paul, beginning at 1:00 pm. Come early.



President's Address

by Mark Copeland

Exciting things are certainly happening with the club as we move forward into 2024! At our February meeting there were almost 60 models on display and a fully packed house!! It was great to see the excellent turnout and as Steve Rewey so aptly commented at the meeting, "it's great to see the club so active and alive."

A big shout-out of thanks to Merrill Anderson who has been keeping our TCAH club history safe and sound for the past several years. Merrill was kind enough to return the history and the collection to us at our February meeting. Prior to Merrill's assistance, member Tom Norrbohm put in countless hours into keeping our history updated and organized. We plan to further improve the history and then place it into a permanent secure facility at Fleming Field where we can gain easy access. Thanks to Merrill and Tom for preserving the history of this great organization.

At our February meeting, we distributed a club survey to the attending membership. We asked each of our members to fill it out and to answer some specific general questions. Each member can fill out the form and attach their name to it, or, simply submit it anonymously. The reason for the survey is to capture a general feel as to where the club stands in 2024 and how we can improve things for the future. The survey is below on a stand-alone page.

On Saturday, April 27th, 2024 will be a TCAH organized field trip to the **Fagen Fighters WWII Museum** in Granite Falls, Minnesota. If you have never

been to the Museum, it is fabulous!! **Fagen Fighters WWII Museum** the home to a pristine collection of fully operational, active aircraft and vehicles from World War II. Also featured are fine art, bronze sculptures, interactive multimedia displays, rare memorabilia and moving memorials.

The facility is designed as a self-guided experience, and gives a rare look into the lives and legacy of the "Greatest Generation." We will send around a sign-up sheet at the March and April meeting. The itinerary will be as follows:

08:45am – Meet in the Eden Prairie Center parking lot - West side of the mall.

09:00am – Depart for Granite Falls, Minnesota.

11:00am – Arrive at Fagen Fighter Museum.

1:00pm-1:30pm - Depart Museum.

2:00pm – Lunch Stop - Kathy's Place – Sacred Heart, Minnesota

3:30pm – Arrive back to Eden Prairie Center

Admission to the Museum is \$10.00 and lunch will be at your own expense (estimate \$10.00 to \$15.00).

I will volunteer to drive and I can take up to six passengers.

If you can offer to drive, that would be great!! We will continue to organize the outing and keep everyone updated.

Our March meeting (March 9th) theme will be **Commonwealth Subjects**. Subjects can range from Hawker Hurricanes to MG Midgets to the HMS Hood. So bring your **Commonwealth** subjects and May God Save the King!!

Let's keep the club "active and alive" everyone!! Thanks for you continued support everyone!!



Treasurer's Report

by Dennis Strand

During the last month there was one more renewal for \$15.00 and the administration staff of Fleming Field was presented with a StarBuck's gift certificate for \$100.00 to promote appreciation and cooperation. The current cash total is \$4801.86



Bob Ferreira was given our final membership count and contact information to include on the 2024 TCAH Roster. We now have 70 current members, together with 9 "Life" members. Because of this high number, there may have to be adjustments made to the layout/format of the new roster. I am encouraged with the growth of the club during the last 12 months.

Hope to see you at the March meeting.





(Continued from page 1)

a coincidence. Molded in grey plastic it was a simple affair, low parts count, no landing gear and a stand for display. It looked like a Tracker. I remember having this kit as one of my earliest model builds during that time frame. Later Aurora bought the Molds and released the kit under the Aurora Label, with the same markings but in an overall Sea Blue plastic, which has now been released by Atlantis. The box art was pretty dramatic as it showed a Tracker being launched from an Aircraft Carrier and was shown to have landing gear. I had that kit as well and was quite disappointed to see the familiar Comet Model/sans landing gear.



According to Scalemates; Hasegawa released their 1/72nd scale S2F in 1975 but I think it was earlier around 1973. Typical for the time, raised panel lines, modest interior, low parts count, (47) and a decal sheet for a U.S. Navy and Japanese Defense Force aircraft. Fast forward to 2011, a model company out of China, Kinetic, (Doncha just love the names of these companies) introduced the Tracker in 1/48 Scale. The first release was the S3E/S-2G, with parts to make the earlier S2-A, which was released later. The kit has approximately 170 parts molded in grey plastic with recessed panel lines. Decals are by Cartograph and include decals for the instrument panels and markings for VS-37, USS Ticonderoga, or USS

Bennington, with lots of little stencils and "RESCUE" arrows to dress up the model nicely. The directions are "OK" at best. I started mine at the cockpit and doctored it up a bit with Eduard Interior set EDU491135, which dresses up the interior quite nicely and includes an instrument panel for the overhead instrument cluster.



The canopy is in two pieces with enough window space to actually see inside and note the detail. The fit is good with the usual sanding and filling along the fuselage, engine nacelles and the sonobuoy ejector panels. I don't know how much weight I used in the nose, but it wasn't enough. The modeler is confronted with a dilemma, wings folded, or wings extended. I chose wings extended. At this juncture it is critical to look ahead to see how the wings fit as the directions at this stage are unclear which pieces to use. There are a lot of holes to be drilled out for intake vents, antenna and so on, what isn't


(Continued on page 4)



(Continued from page 3)

mentioned is to drill out the holes for the weapons pods in the wings prior to assembly. The engines are pretty good representations of the Wright Cyclone, R-1820's but could use a little help, so I added ignition wires using thin copper wire from an old electric motor.

I added exhaust stacks using



brass tubes as no exhaust stacks are included in the kit.

Wheel wells are minimally detailed, and Eduard does make

an external detail set that includes a lot of external panels, vortex generators, wiring harness and a nice bit of detail for the searchlight. If the modeler is planning to use this set, get it before starting construction of the model. I painted the entire model using Tamiya Liquid Surface Primer, I then masked the engine nacelles and painted Flat Black, then masked over them and painted the model. For paints I used AK RC220 Light Gull Grey, Tamiya X-2 White, Tamiya XF-85 Rubber Black, for the tires, Tamiya XF-69 for the anti-glare panel and de-icer boots, Testors Model Master Insignia Yellow, Testors square bottle #3 red for the stripe on the props and Tamiya X-1 Gloss Black for the props. I waited until all the paint had set, masked and painted the de-icer boots, which used an inordinate amount of tape. The prudent modeler would have painted the de-icer boots first, masked, primed and

(Continued on page 5)



where a part goes or what parts aren't needed. It goes together well, with no fit problems, however the masking poses a challenge in certain areas, i.e., the inside of the engine nacelles. I waited until the very last before fixing the wings, this helped a lot in masking.

I had always thought the Tracker was a neat looking airplane and am glad to see Kinetic issuing the model in 1/48th Scale. In Gloria Dei

Note: Plasticville Hangar Façade added for scale effect.


[1] Wikipedia

(Continued from page 4)

painted the model. Oh well, next time.

Conclusion: I would not say that this is an easy build or a

shake and bake. There are a lot of parts that need some form of attention, the directions can be vague, and it is recommended that the modeler always look ahead for further clues as to









IPMS / Twin Cities Aero Historians – 2024 Membership Survey

1. What was your reason for joining the IPMS / TCAH?

- A) Share my modeling efforts with others
- B) Learn from others so I can be a better modeler
- C) Socializing
- D) Learn more about (or help others understand) related military history, artwork, and references
- E) Other? _____

Which of the above have you been most disappointed in? _____

2. What IPMS / TCAH sponsored events do you enjoy the most?

- A) Our annual 'members only' club model contest
- B) Our annual TCAH benefiting auction
- C) Nordic-Con
- D) The normal (non-special) TCAH monthly meetings
- E) Other? _____

Which of the above is your LEAST favorite? _____

3. What parts of our monthly TCAH meetings do like the most?

- A) Pre-meeting socializing
- B) Members Model 'show & Tell'
- C) Upcoming model contest information & promotions
- D) Old business/New business segment
- E) New member and/or attendee greetings
- F) Other?; _____

Which of the above is your LEAST favorite part? _____

4. What should be added to make our meetings/chapter to make it more interesting and/or useful?

- A) An occasional 'how-to' seminar. If so, on what?; _____
- B) An occasional 'field trip' to a museum or other related attraction/event
- C) Reinstate our annual (off-site) TCAH evening banquet event for members & spouses
- D) Bring in speakers on historical or military related subjects
- E) Other?; _____

5. What would you change (delete, lengthen, shorten, add) about our monthly meetings?

6. Would you want our IPMS / TCAH chapter to explore/examine possibly:

- | | | |
|--|-----|--------|
| A) Sponsoring an IPMS Region V Regional Convention? | YES | NO |
| If yes, would you be willing to help out in a significant way? | | YES NO |
| B) Sponsoring an IPMS National Convention? | YES | NO |
| If yes, would you be willing to help out in a significant way? | | YES NO |

7. Would you like to see the return of TCAH member recognition awards (Modeler of the Year, Member of the Year)?

- A) Yes
- B) No

On The Table—February 2024

Modeler	Kit	Manufacturer	scale
Tom Crayne	ME 262	Trumpeter	1/32
Chris Siembeck	BF109	Airfix	1/72
	Mitsubishi Zero	Airfix	1/72
	Spitfire MK1	Airfix	1/72
	ME-262	Hasegawa	1/72
Keith Brusten	Stug III	Takom	1/16
Josh Barney	Spirit of St. Louis	Revell	Box
	British Command car	Tamiya	1/35
Ryder King	Tiger I tank	Tamiya	1/35
	P-51 Mustang	Revell	1/72
Noel Allard	S-38 Sikorsky	Scratchbuilt	1/120
	Curtis H Boat	Scratchbuilt	1/120
Bernie Kugel	HE 111P	Revell	1/32
	F-4E Phantom	Revell	1/32
	Albatross DVa	Wingnuts	1/32
David Gatts	Sopwith Baby	Special Hobby	1/48
	Sopwith Schneider	Special Hobby	1/48
	Spitfire MK V Floatplane	PM modified	1/72
	Saunders-roe A/1	Rare Planes Vac form	1/72
	Convair YF2Y-1 Sea dart	Collect Aire	1/48
Harold Parsons	Ki-21 Sally	ICM	1/48
	Panther Ausf. A	Hobby Boss	1/48
	Seaking S-61	Hasegawa	1/48
Dennis Strand	Heinkel He 115b	Special Hobby	1/48
	PBY-5a Catalina	Pro Modeler	1/48
	Supermarine Walrus MK I	Airfix	1/48
Steve Hustad	Kawanishi N1K1 "Rex"	Hasegawa	1/72
Dave Johnson	Curtis Seagull	Hasegawa	1/72
	P-38	Frog	1/72

On The Table—February 2024—continued

Modeler	Kit	Manufacturer	scale
Steve Jantscher	F-4G Phantom	Meng	1/48
	IAF F-4E Phantom	ZM	1/48
	Spitfire MK I	Kotari	1/32
Dave Perzel	Kingfisher Os2U	Monogram	1/48
Bob Maderich	Mercedes 170V	Mini-Art	1/35
	P-39Q	Arma	1/72
	Heinkel HE-151	Hasegawa	1/72
	Macchi MC72	SBS	1/72
Don Stauffer	USS Saratoga	Trumpeter	1/700
	WWI German Destroyer	?	1/700
	Dornier Floatplane	?	1/48
	Curtis Racer	Testors	1/48
	BF 2C	Accurate Miniatures	1/48
Erik Zabel	PBY Catalina	Academy	1/72
	Hansa Bandenberg W.29	Wingnuts	1/32
John Munoz	U.S. Navy Pegasus Class	Dragon	1/700
Steve Shaffer	F-16c Wild Ducks	Kinetic	1/48
	SH-26 Sea Sprite	Kitty Hawk	1/48
	Orbisa Interceptor	Aurora	1/200
	ME-163B	Meng	1/32
Steve Erickson	Stug III	DML	1/35
	Panzer IV D	Tamiya	1/35
	VK 36.01	Rye Field	1/35
	LA-11	Hobby Boss	1/48

Directions to the Club Meeting Location

Where: South St. Paul Municipal Airport, a.k.a. Fleming Field, located on the southern extremity of South St. Paul, south of 1-494, west of Concord Street and East of Highway 52.

If coming from the western Twin Cities going east on 494:

- Exit at the 7th and 5th Avenue exit (Exit No.65)
- Turn right (South) on 7th Ave and go approximately .6 miles to a 4-way Stop sign. This is South Street W. To your left there will be a McDonald's; to your right front there will be a Walgreen's.
- Turn left (East) at the 4-way Stop onto
- South Street W and go approximately .6 miles. Along the way you will encounter three more Stop signs—the third Stop sign (Henry Avenue) will be a "T" intersection. At the "T" intersection on your left will be homes and on your right softball fields.
- Turn right (south) onto Henry Ave. and go approximately .2

- miles toward the Fleming Field airport terminal building.

If coming from east Twin Cities on westbound 494:

- Exit at the 7th and 5th Avenue exit (Exit No.65)
- Turn left (South) on 7th Ave and go approximately .6 miles to a 4-way Stop sign. This is South Street W. To your left front there will be a small strip mall; to your right there will be an Amoco station.
- Turn left (East) at the 4-way Stop onto
- South Street W and go approximately .4 miles. Along the way you will encounter two more Stop signs—the third Stop sign (Henry Avenue) will be a "T" intersection. At the "T" intersection on your left will be homes and on your right softball fields.
- Turn right (south) onto Henry Ave. and go approximately .2 miles toward the Fleming Field airport terminal building

The terminal is on the right with parking available.



The Aero Historian is published monthly by the Twin City Aero Historians, Inc., a joint chapter of the American Aviation Historical Society and International Plastic Modelers Society/USA, for members and readers as part of their annual dues or fees.

The group is open to aviation enthusiasts from teenagers on up who are interested in aviation modeling, photography, collecting, art and writing.

The Twin Cities Aero Historians (TCAH) meet the second Saturday of every month at 1:00pm.

See above for the new meeting locations and directions.

Mail Newsletter material to the editor and address changes to the treasurer.

Monthly Themes 2024

January-TCAH Club Contest

February-Water subjects. (ships, floatplanes, etc)

March-Commonwealth subjects. (British, Aussie, Irish, etc.)

April-Club Auction. (Bring all your stuff you don't want anymore)

May-Ugly subjects (you are left to your own opinions here!)

June-The Golden Age (subjects between the wars) (1920-1940)

July-Modern Military subjects (1991-present)

August- World War One subjects

September- Sci fi and real space

October- modeling 'disasters' (again, you decide what that is for you)

November- A "Silk Purse" from a "Sows Ear" (a build from a notoriously bad kit)

December- our annual "White Elephant" kit exchange

